

Make your own Polly the Peanut!

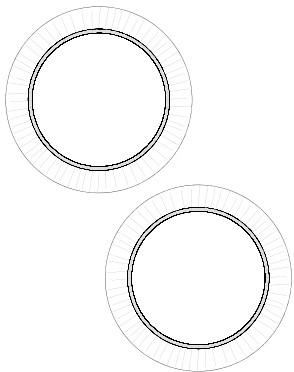
Ask an adult to help you and use scissors to cut out Polly's eyes.

Take 2 paper plates and glue them together as shown below with around 5cm overlap.

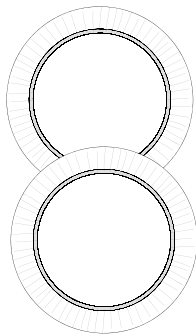
Paint or colour in Polly's shell. Glue on her eyes and add a smile.

Extra decorations can be added once Polly is dry. We suggest a pom-pom tiara or a glitter bow-tie.

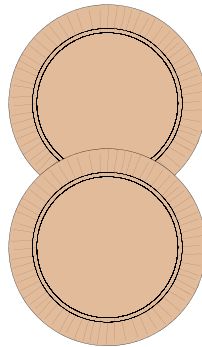
1



2



3



4

